


# CREATE YOUR OWN LANTERN AND LIGHT UP DOWNSVIEW!


1 & 2



1. PRINT THE LANTERN TEMPLATE BELOW ON REGULAR PAPER OR CARDSTOCK. PRINT "BORDERLESS" IF POSSIBLE!

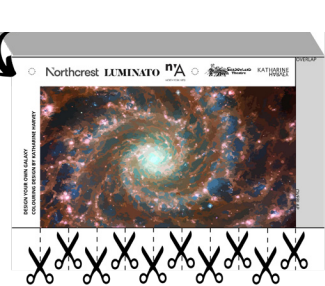
2. COLOUR IN YOUR GALAXY WITH MARKERS OR CREATE YOUR OWN DESIGN.

3



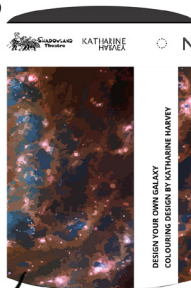
3. PLACE YOUR PAPER ON A TRAY OR PLASTIC SURFACE AND RUB THE SURFACE WITH OIL, CHECK BOTH SIDES AND RUB OFF EXCESS. MAKE SURE NOT TO OIL THE TABS!

4




4. FOLD THE TOP FLAP DOWN AND CUT THE BOTTOM FLAPS ALONG THE DOTTED LINES.

5




5. ROLL THE PAPER TO MAKE A CYLINDER AND STAPLE THE OVERLAP. TAPE THE BOTTOM FLAPS INSIDE AND OUT.

6



6. PUNCH TWO HOLES ON OPPOSITE SIDES AND ATTACH A STRING OR WIRE FOR THE HANDLE.

7 & 8



7. PLACE A BATTERY OPERATED TEA-LIGHT, TWINKLE-LIGHT, OR GLOWSTICK IN YOUR LANTERN. (LIVE-FLAMES ARE NOT PERMITTED)

8. HOLD UP YOUR BEAUTIFUL CREATION AND ADMIRE THE GLOW! BRING YOUR LANTERN TO LIGHT UP DOWNSVIEW ON NOV 12TH AND JOIN THE SHADOWLAND LANTERN PARADE!

Northcrest

LUMINATO

n'A  
NORTH YORK ARTS

SHADOWLAND  
Theatre

KATHARINE  
HAVALEX

FOLD INSIDE  
OVERLAP



# Northcrest LUMINATO n'A

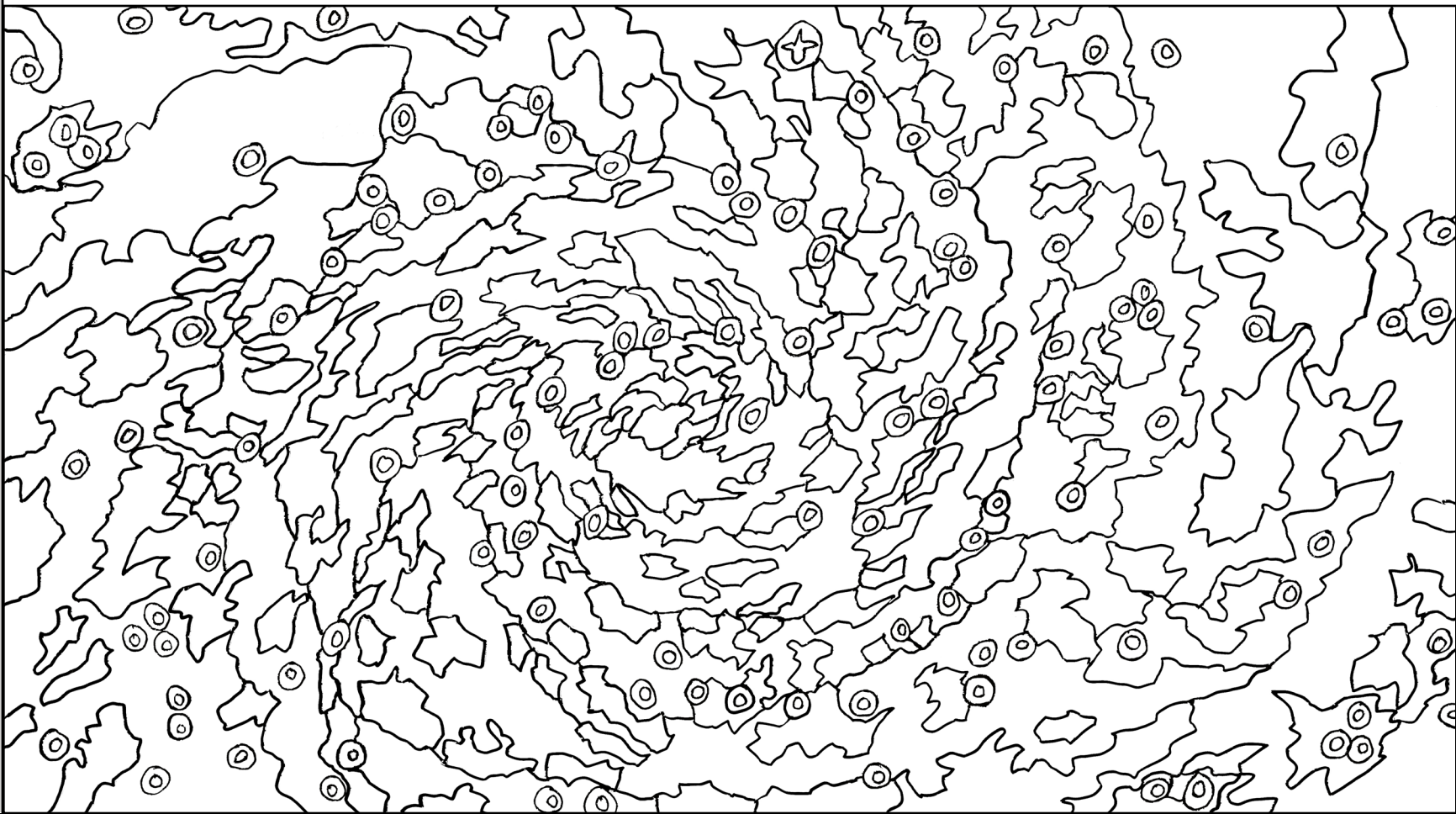
NORTH YORK ARTS



SHADOWLAND  
Theatre

KATHARINE  
HARVEY

DESIGN YOUR OWN GALAXY  
COLOURING DESIGN BY KATHARINE HARVEY



OVERLAP

FOLD

CUT

CUT

CUT

---

---

---

---

---

---

---

FOLD INSIDE  
OVERLAP



Northcrest

LUMINATO



NORTH YORK ARTS





SHADOWLAND  
Theatre

KATHARINE  
HARVEY

OVERLAP

FOLD

CUT

CUT

CUT